



QuMax for Teltonika RUT956/RUT955

Integrated outdoor multi-band high power LTE directional antenna + outdoor Wi-Fi omni antenna + GPS antenna + place to install Teltonika RUT956 or RUT955 (All-in-one)

QuMAX offers the most powerful directional LTE antenna of all QuWireless antennas. It is dedicated to connections with long distance to base station. It is designed to have Teltonika **RUT956, RUT955 or RUT906** router installed inside IP67 enclosure. It is the first choice for fixed installations in industrial environment. **It has embedded also GPS antenna and outdoor Wi-Fi omni antennas.**

OUTDOOR ANTENNA WORKS IN ANY WEATHER CONDITIONS, IP67

MOUNTING SYSTEM WITH TWO PLANES, 60 DEGREES REGULATION

ANTENNA PERFECTLY MATCHED WITH THE ROUTER

PASSIVE POE SUPPORT

MADE IN EUROPE

LTE ANTENNA SPECIFICATION

FREQUENCY	694 - 960 MHz 1.7 - 2.2 GHz 2.2 - 2.7 GHz
SUPPORTED LTE/5G BANDS	1, 2, 3, 4, 5, 7, 8, 9, 10, 12, 13, 14, 17, 18, 19, 20, 25, 26, 27, 28, 29, 30, 33, 34, 35, 36, 37, 38, 39, 40, 41, 44, 53, 65, 66, 67, 68, 69, 85, 103, n80, n81, n82, n83, n84, n85, n89, n90, n95, n97, n98, n100, n101, n256
GAIN	694 - 960 MHz : 4 dBi 1.7 - 2.2 GHz : 5 dBi 2.2 - 2.7 GHz : 6 dBi
FRONT-TO-BACK	>8 dB
VSWR	<1.30, max <1.80
BEAMWIDTH	90°/90° ±30°
POLARIZATION	Vertical
IMPEDANCE	50 Ω
CONNECTOR	2x SMA
CABLE TYPE	RG316

WI-FI ANTENNA SPECIFICATION

FREQUENCY	2.4 - 2.5 GHz
GAIN	6 dBi
VSWR	<1.70, max <2.00
BEAMWIDTH	360°/25° ±5°
POLARIZATION	Vertical
IMPEDANCE	50 Ω
CONNECTOR	2x RPSMA
CABLE TYPE	RG316

GPS ACTIVE ANTENNA SPECIFICATION

FREQUENCY	1.56 - 1.61 GHz
VSWR	< 2
GAIN	3 dBi
GAIN 3V	28 dBi
DC POWER INPUT	2.5 V ~ 6.5 V
POWER CONSUMPTION	2.5-6.5mA
IMPEDANCE	50 Ω
POLARIZATION	RHCP (right hand circularly polarized)
CONNECTOR	1x SMA

CABLE TYPE

RG174

 **MECHANICAL SPECIFICATION****MATERIALS**

ABS, aluminum, PTFE, Fiberglass

CONNECTOR TYPE

RJ45 + 2xNf + 2xNm in external omni wi-fi antenna

INGRESS PROTECTION

IP67

DIMENSIONS272 x 276 x 96 mm
10.71 x 10.87 x 3.78 inch**WEIGHT**1.8 kg
3.97 lbs**OPERATING TEMPERATURE**From -40°C to 80°C
From -40°F to 176°F**MAST DIAMETER**25-60mm
0.98-2.36 inch

FREQUENCY BANDS

LTE / 4G GSM

694 MHz	5	8	12	13	14	17	18	960 MHz
	19	20	26	27	28	29	44	
	67	68	85	103	n81	n82	n83	
	n89	n100						

LTE / 4G UMTS

1710 MHz	1	2	3	4	9	10	25	2170 MHz
	33	34	35	36	37	39	n80	
	n84	n86	n95	n98	n101			

LTE / 4G WCS DARS

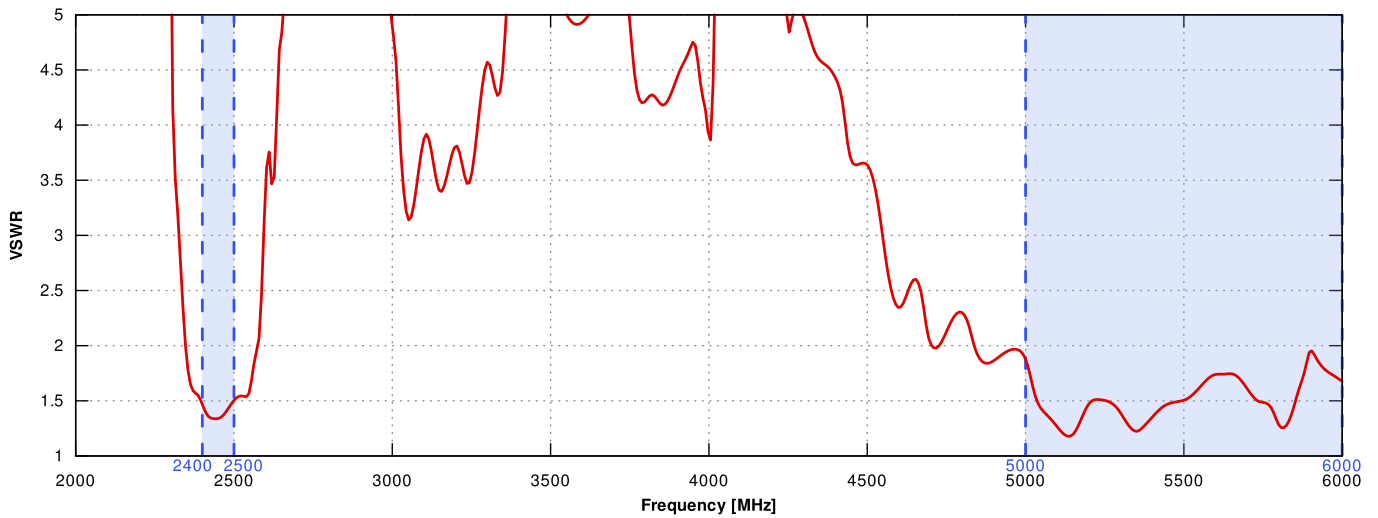
2300 MHz	30	40	n97				2400 MHz
-------------	----	----	-----	--	--	--	-------------

LTE / 4G

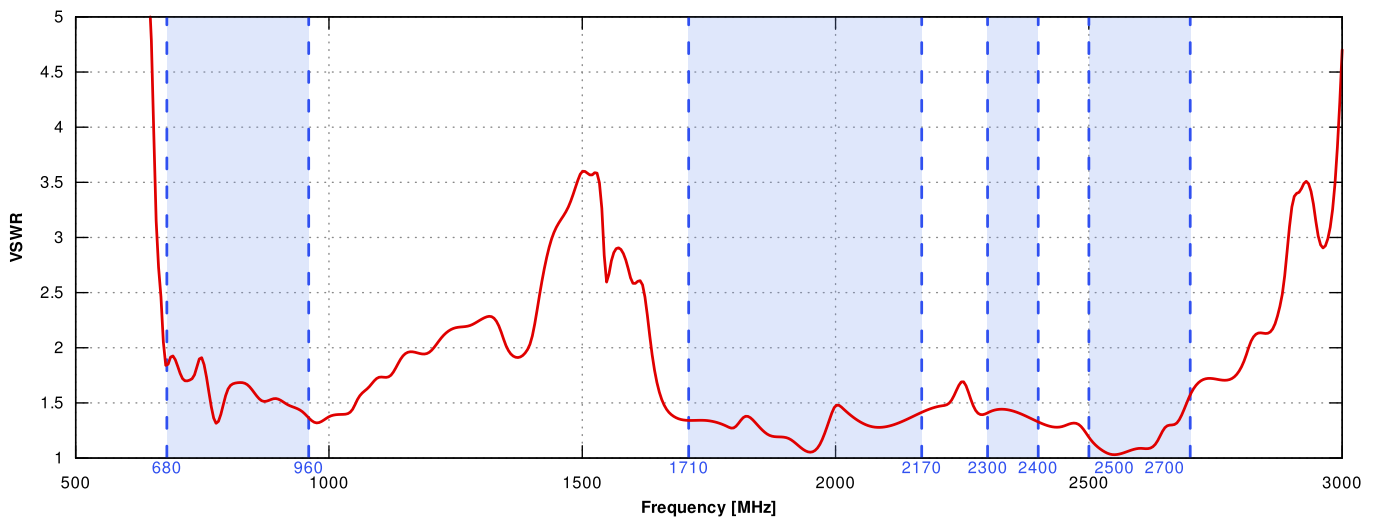
2400 MHz	7	38	41	53	69	n90	2700 MHz
-------------	---	----	----	----	----	-----	-------------

📶 PLOTS

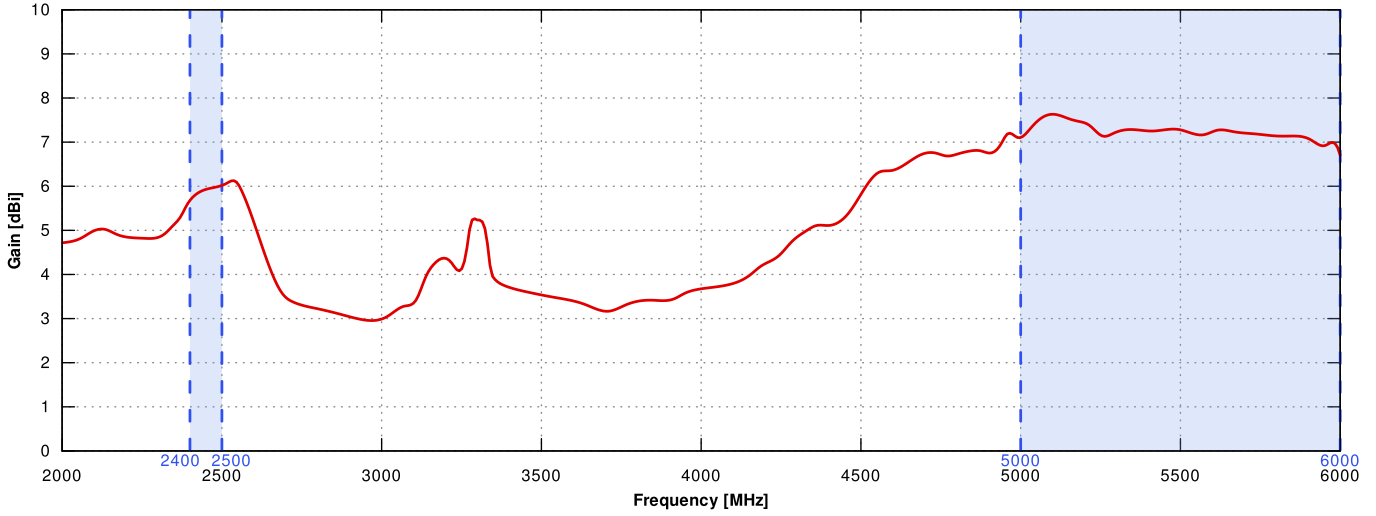
VSWR for Wi-Fi antenna



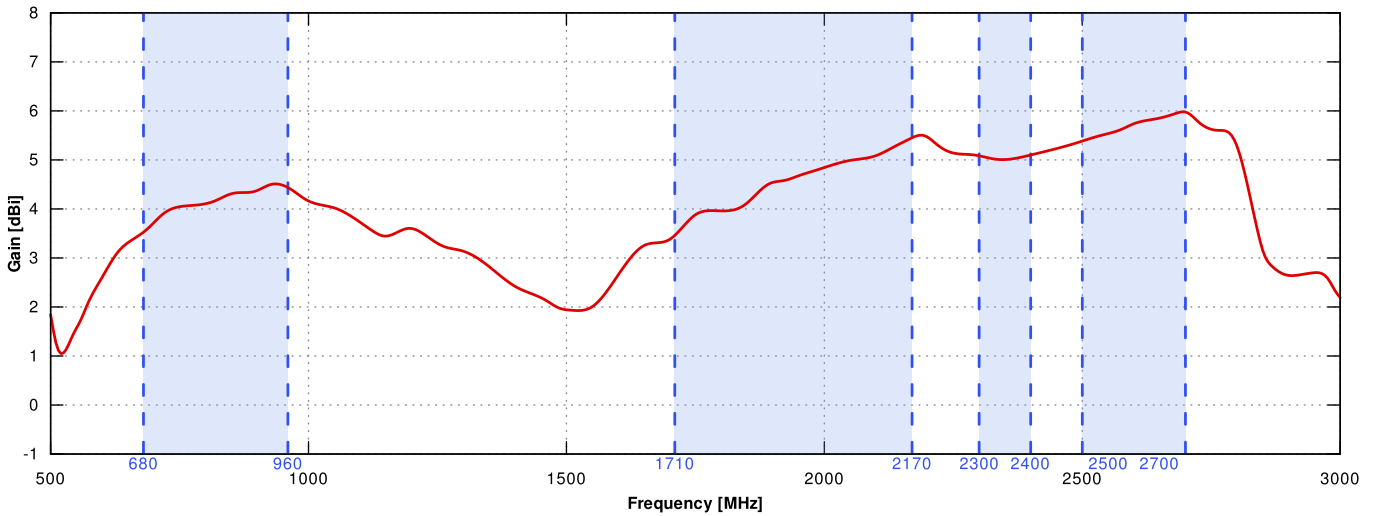
VSWR for LTE antenna



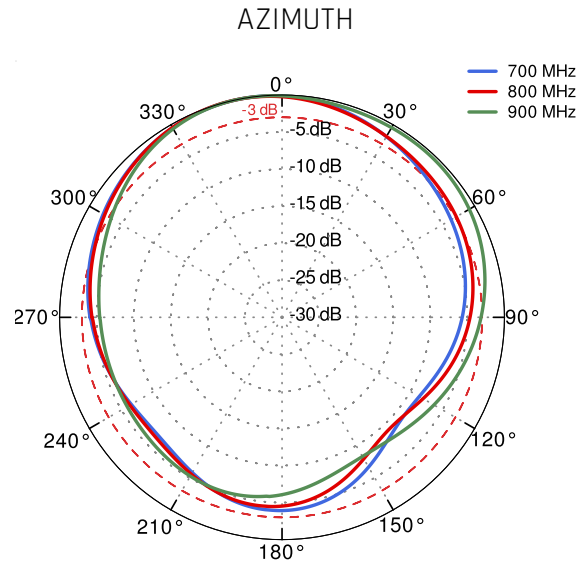
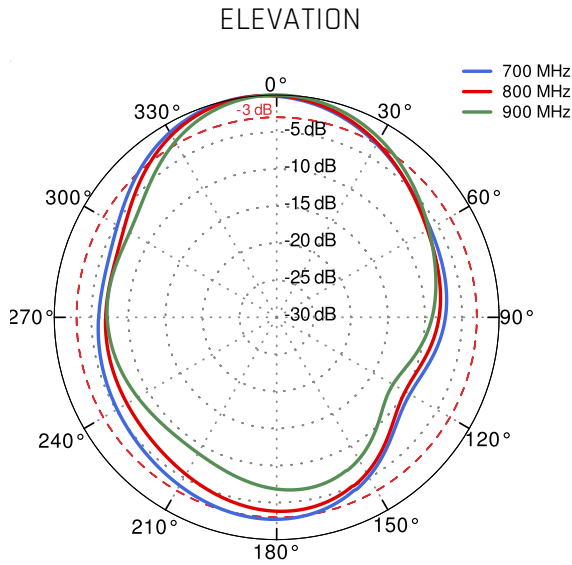
Gain for Wi-Fi antenna



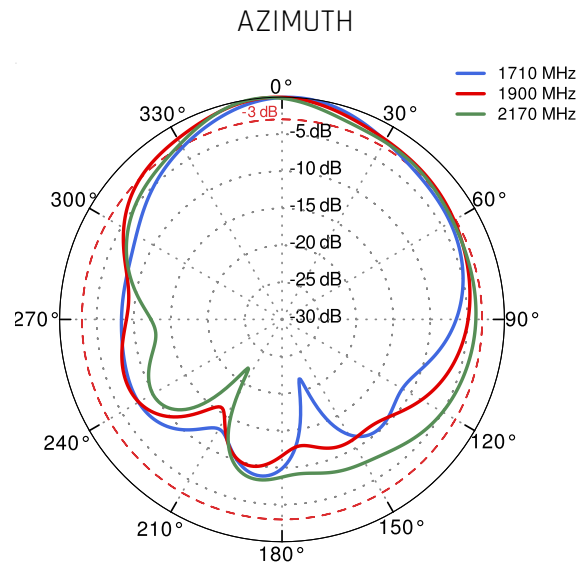
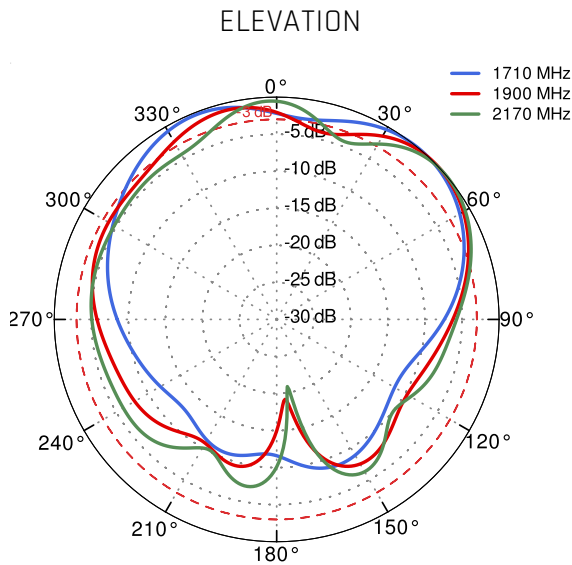
Gain for LTE antenna



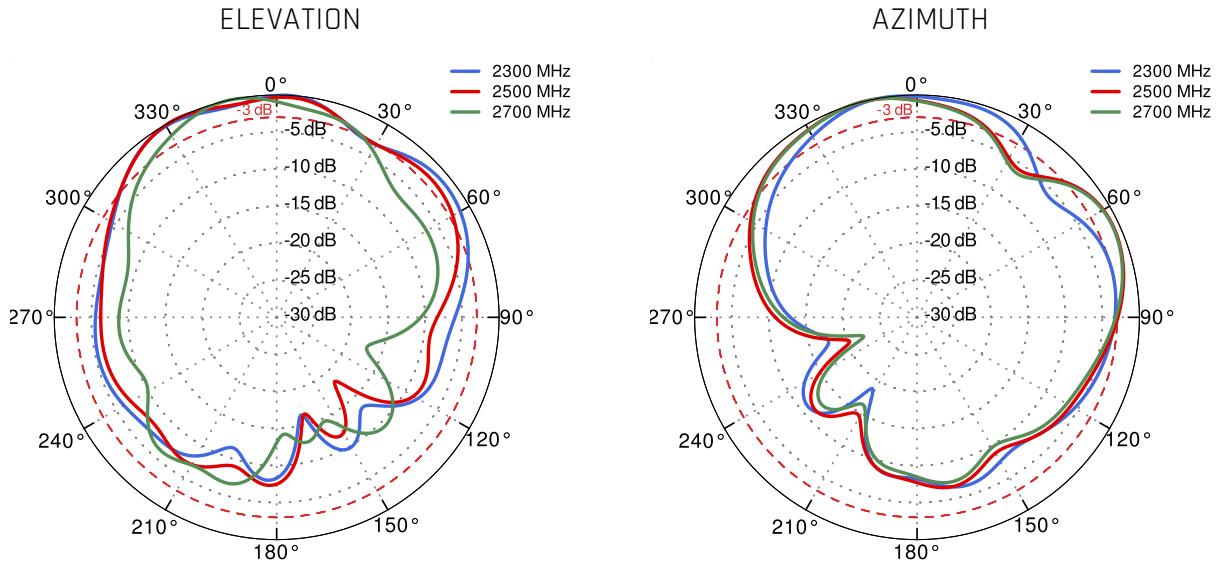
LTE from 700MHz to 900MHz



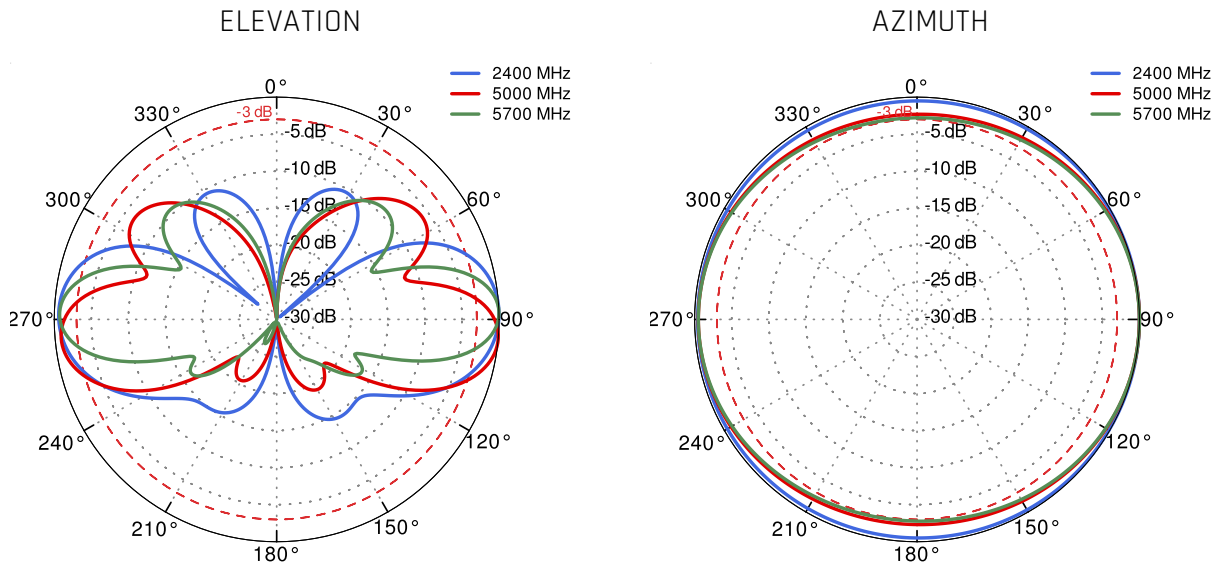
LTE from 1.71GHz to 2.17GHz



LTE from 2.3GHz to 2.7MHz



Wi-Fi 2.4GHz and 5GHz



DIMENSIONS

