


# QuSpot for Teltonika RUTX50/RUTM51/RUTM54

**INTEGRATED MULTI-BAND LTE & 5G OMNI ANTENNA + WI-FI OMNI ANTENNA + GPS ACTIVE ANTENNA + PLACE TO INSTALL TELTONIKA RUTX50/RUTM51/RUTM54 (ALL-IN-ONE)**

QuSpot for RUTX50/RUTM51/RUTM54 is an outdoor antenna designed to provide reliable wireless connectivity in a variety of environments. This product is an all in one solution that integrates a high gain omnidirectional 5G and Wi-Fi antennas with RUTX50, RUTM51, RUTM54 into a single IP68 (IP67) enclosure. Such integration allows implementation of new outdoor 5G solutions.

QuSpot for RUTX50/RUTM51/RUTM54 is an ideal solution for outdoor wireless connectivity in moving applications such as transportation, yachting, boats and camping but also city centres with high signal density.

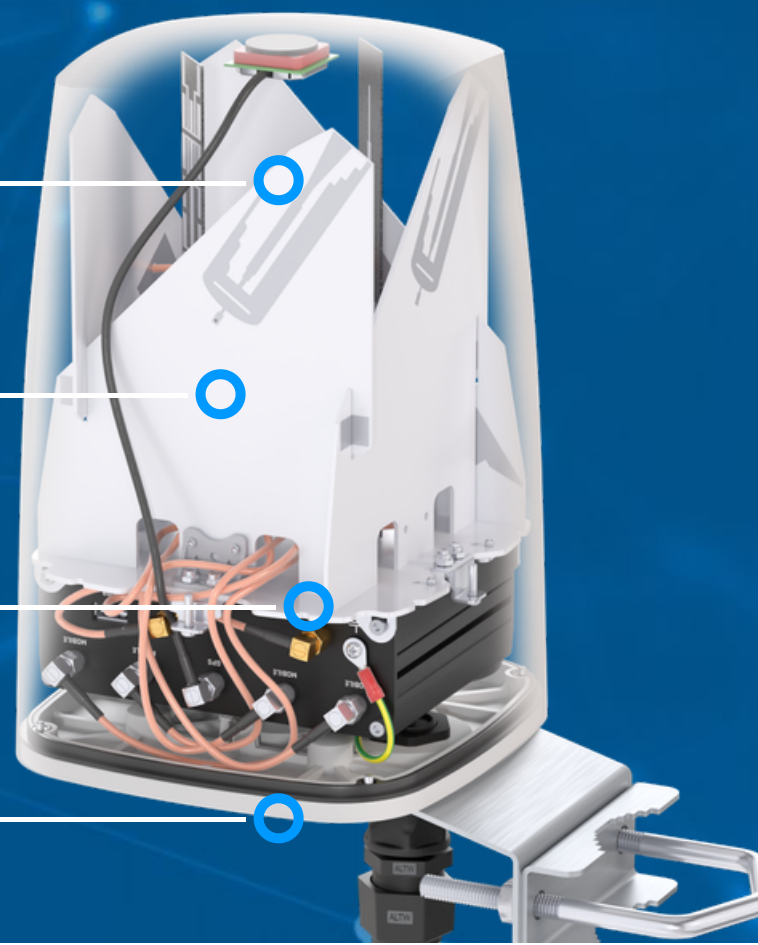


 OUTDOOR ANTENNA WORKS IN **ANY WEATHER CONDITIONS**, IP68

 ANTENNA **PERFECTLY MATCHED** WITH THE ROUTER

 **PASSIVE POE SUPPORT**

 **MADE IN EUROPE**



## 5G ANTENNA SPECIFICATION

<b>FREQUENCY</b>	617 - 960 MHz 1.7 - 2.7 GHz 3.3 - 4.7 GHz 5.2 - 6.0 GHz
<b>GAIN</b>	617 - 960 MHz : 2 dBi 1.7 - 2.7 GHz : 4 dBi 3.3 - 4.7 GHz : 4.5 dBi 5.2 - 6.0 GHz : 2 dBi
<b>SUPPORTED LTE BANDS</b>	1, 2, 3, 4, 5, 7, 8, 9, 10, 12, 13, 14, 1, 2, 3, 4, 5, 7, 8, 9, 10, 12, 13, 14, 17, 18, 19, 20, 22, 25, 26, 27, 28, 29, 30, 33, 34, 35, 36, 37, 38, 39, 40, 41, 42, 43, 44, 48, 49, 52, 53, 65, 66, 67, 68, 69, 71, 85, 103, 1067, 18, 19, 20, 22, 25, 26, 27, 28, 29, 30, 33, 34, 35, 36, 37, 38, 39, 40, 41, 42, 43, 44, 48, 49, 52, 53, 65, 66, 67, 68, 69, 71, 85, 103, n77, n78, n80, n81, n82, n83, n84, n86, n89, n90, n95, n97, n98, n100, n101
<b>SUPPORTED 5G BANDS</b>	n1, n2, n3, n5, n7, n8, n12, n13, n14, n18, n20, n25, n26, n28, n29, n30, n34, n38, n39, n40, n41, n48, n53, n65, n66, n67, n71, n77, n78, n80, n81, n82, n83, n84, n85, n86, n89, n90, n95, n97, n98, n100, n101, n256
<b>VSWR</b>	<2.00, max <2.50
<b>BEAMWIDTH</b>	360°/25° ±5°
<b>POLARIZATION</b>	Vertical
<b>IMPEDANCE</b>	50 Ω
<b>CONNECTOR</b>	4x SMA
<b>CABLE TYPE</b>	RG316

## WI-FI ANTENNA SPECIFICATION

<b>FREQUENCY</b>	2.4 - 2.5 GHz 4.7 - 6 GHz
<b>GAIN</b>	2.4 - 2.5 GHz : 6 dBi 4.7 - 6 GHz : 7.5 dBi
<b>VSWR</b>	<1.70, max <2.00
<b>BEAMWIDTH</b>	360°/25° ±5°
<b>POLARIZATION</b>	Vertical
<b>IMPEDANCE</b>	50 Ω
<b>CONNECTOR</b>	2x RPSMA
<b>CABLE TYPE</b>	RG316

## GPS ACTIVE ANTENNA SPECIFICATION

<b>FREQUENCY</b>	1.56 - 1.61 GHz
<b>VSWR</b>	< 2
<b>GAIN</b>	3 dBi
<b>GAIN 3V</b>	28 dBi
<b>DC POWER INPUT</b>	2.5 V ~ 6.5 V
<b>POWER CONSUMPTION</b>	2.5-6.5mA
<b>IMPEDANCE</b>	50 Ω
<b>POLARIZATION</b>	RHCP (right hand circularly polarized)

**CONNECTOR**

1x SMA

**CABLE TYPE**

RG174

 **MECHANICAL SPECIFICATION****MATERIALS**

ABS, aluminum, PTFE

**CONNECTOR TYPE**

RJ45

**INGRESS PROTECTION**

IP68

**DIMENSIONS**160 x 160 x 240 mm  
6.3 x 6.3 x 9.45 inch**WEIGHT**1.5 kg  
3.31 lbs**OPERATING TEMPERATURE**From -40°C to 75°C  
From -40°F to 167°F**MAST DIAMETER**40-66 mm  
1.57-2.60 inch**INCLUDED BRACKET WIND SURVIVAL**

≤190 km/h

**OPTIONAL BRACKET WIND SURVIVAL ( 2X U-BOLT )**

≤220 km/h

# FREQUENCY BANDS

LTE / 4G

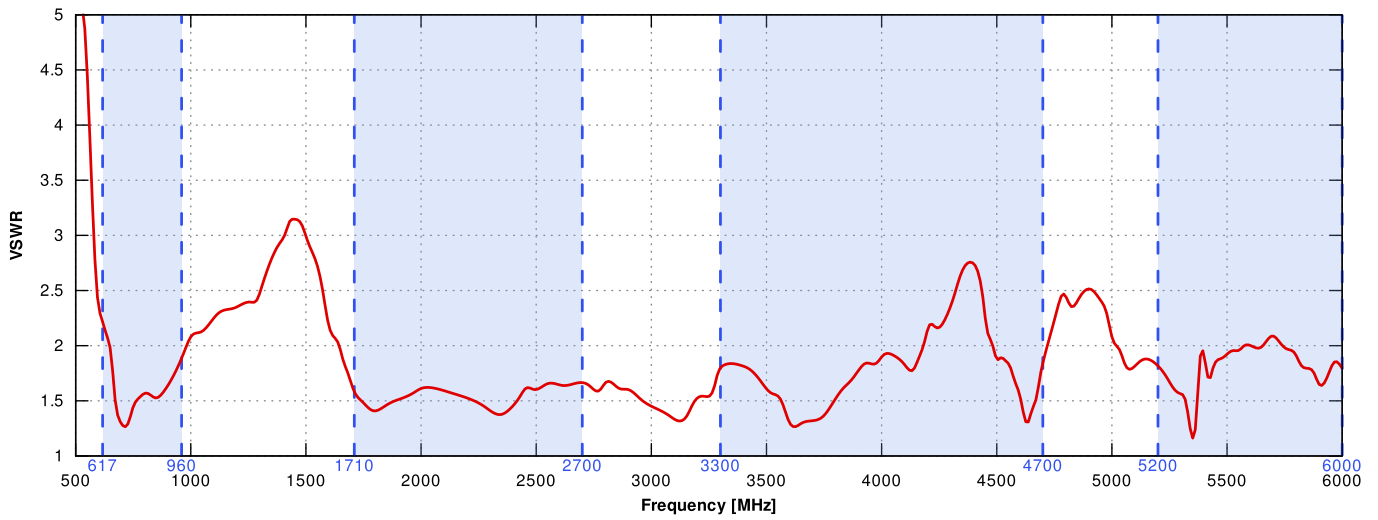
	1	2	3	4	5	7	8	
	9	10	12	13	14	17	18	
	19	20	22	25	26	27	28	
617 MHz	29	30	33	34	35	36	37	4300 MHz
	38	39	40	41	42	43	44	
	48	49	52	53	65	66	67	
	68	69	71	85	103	106		

5G

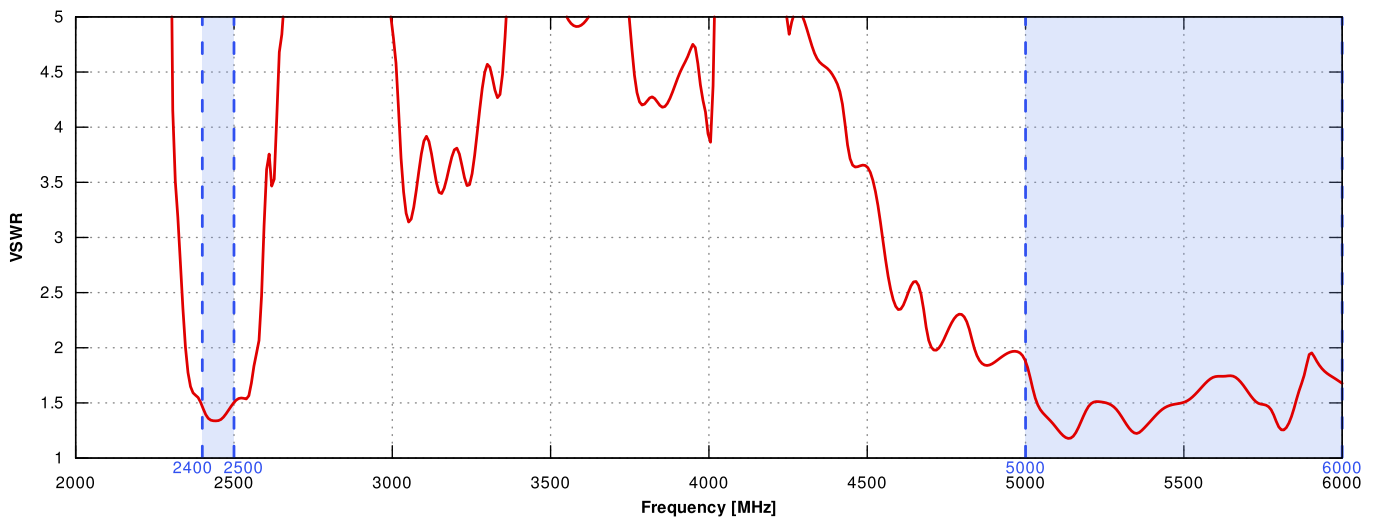
	n1	n2	n3	n5	n7	n8	n12	
	n13	n14	n18	n20	n25	n26	n28	
	n29	n30	n34	n38	n39	n40	n41	
617 MHz	n48	n53	n65	n66	n67	n71	n77	4300 MHz
	n78	n80	n81	n82	n83	n84	n85	
	n86	n89	n90	n95	n97	n98	n100	
	n101	n256						

## PLOTS

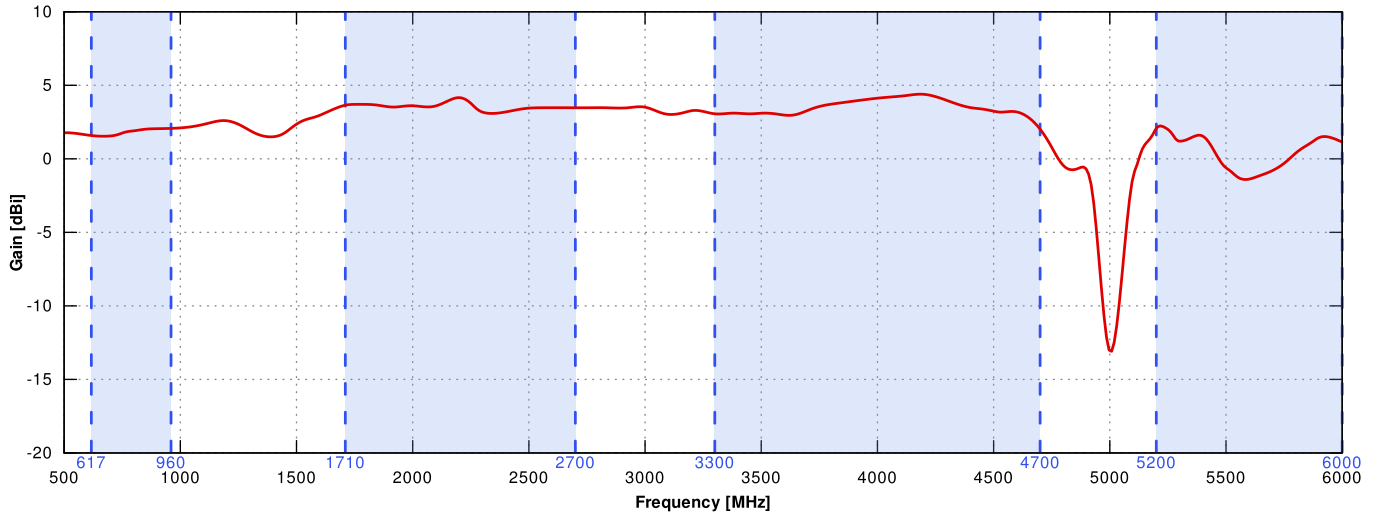
VSWR for 5G/LTE antenna



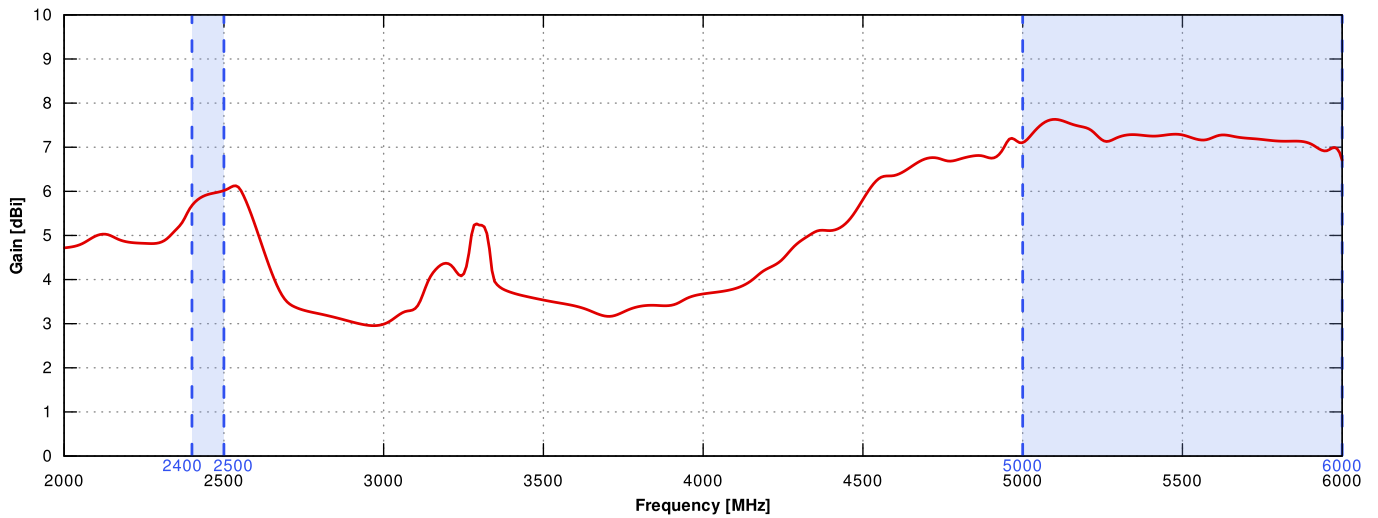
VSWS for Wi-Fi antenna

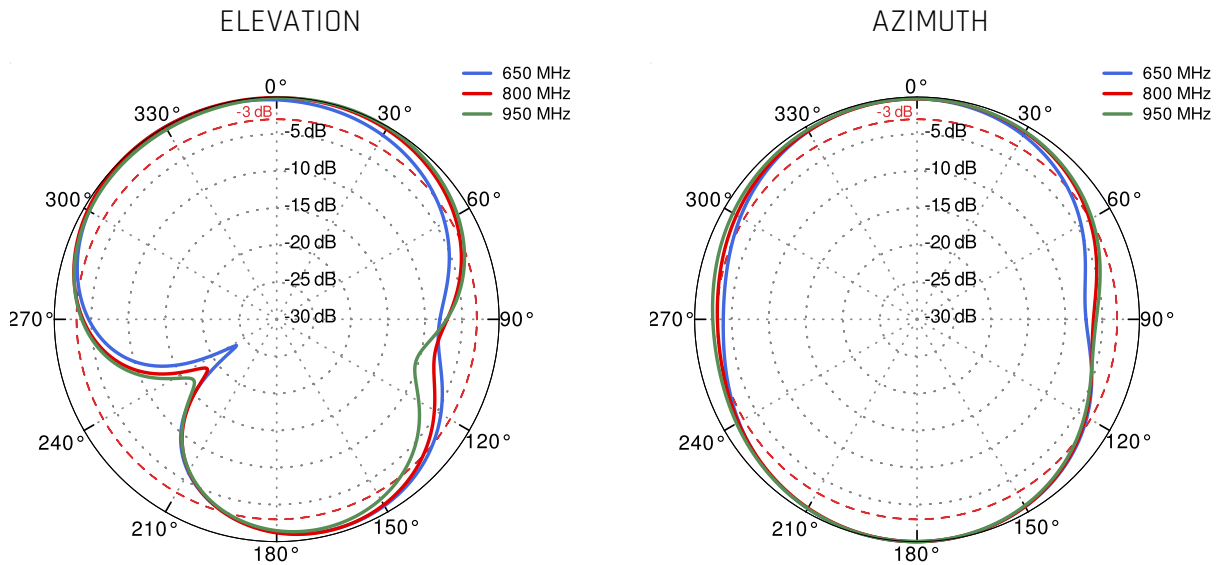
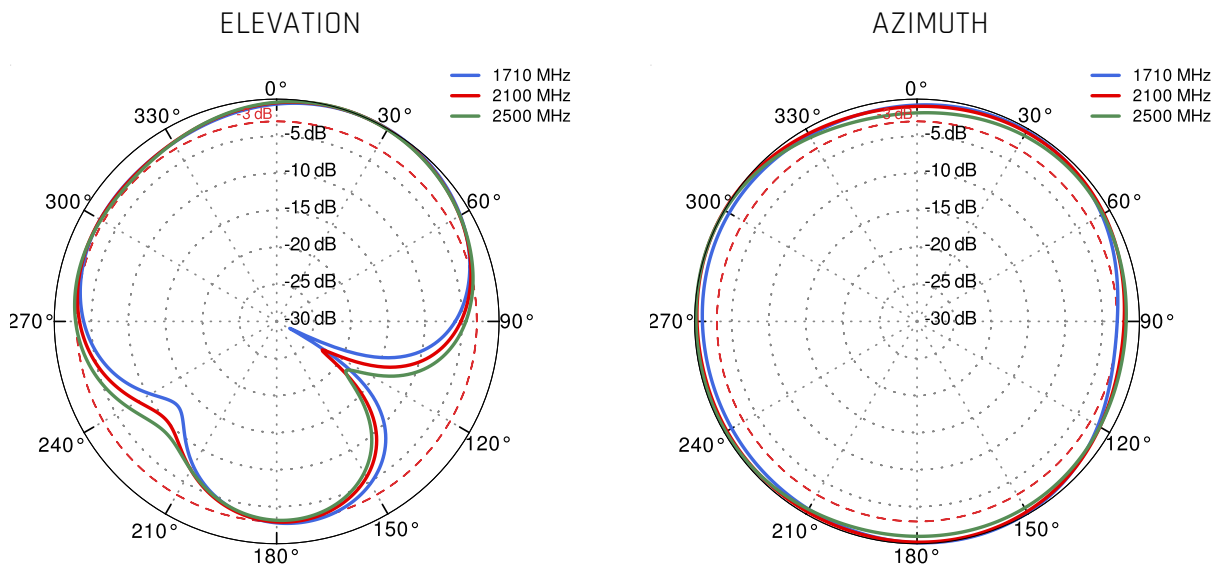


### Gain for 5G/LTE antenna



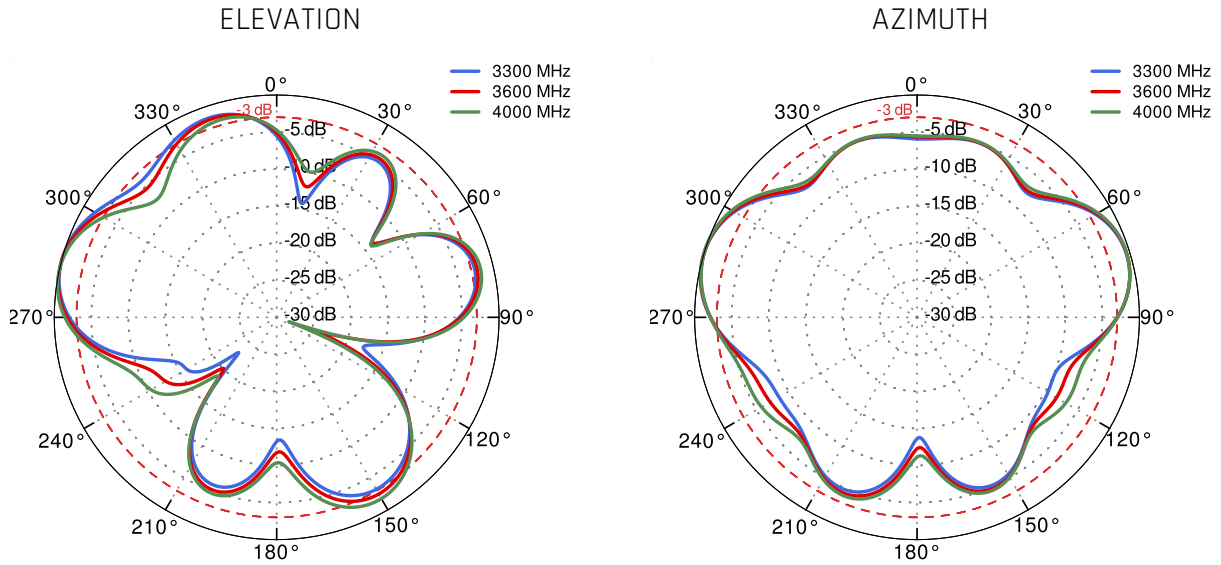
### Gain for Wi-Fi antenna



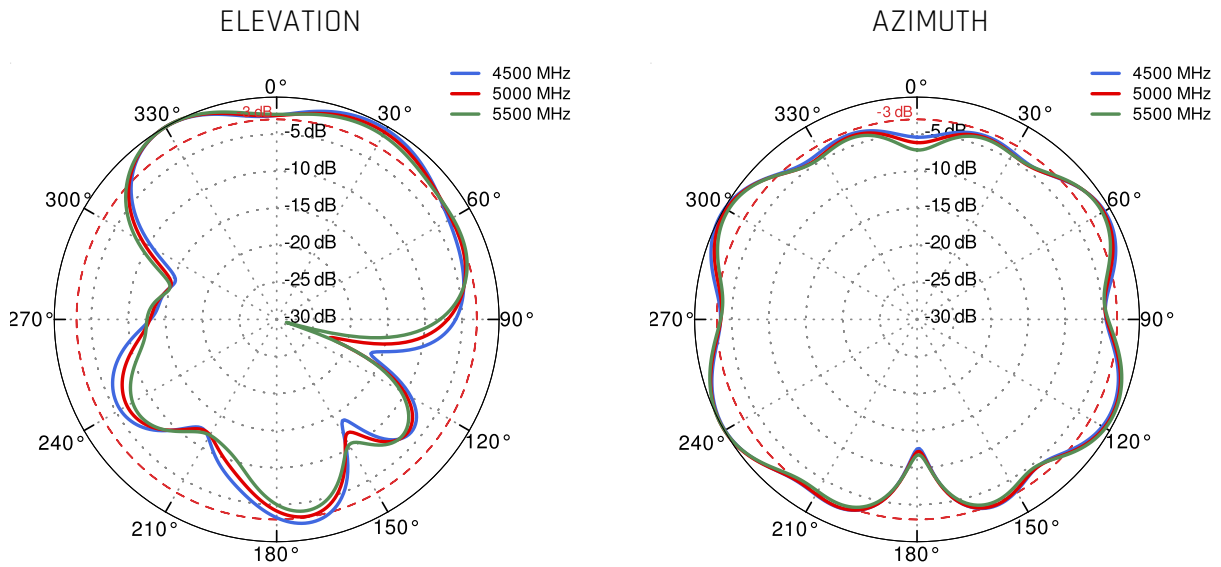
**5G/LTE from 650MHz to 950MHz**

**5G/LTE from 1.71GHz to 2.5GHz**




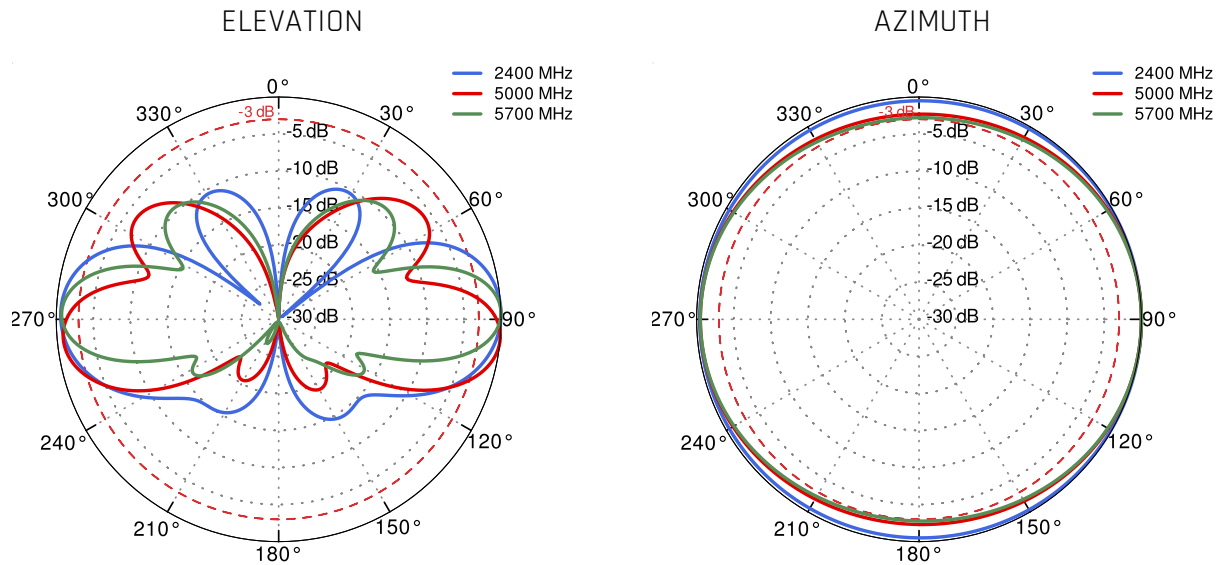
5G/LTE from 3.3GHz to 4.0GHz



5G/LTE from 4.5GHz to 5.5GHz



## Wi-Fi 2.4 GHz and 5 GHz



**DIMENSIONS**
